



PeakPlus™

MONTHLY CLOUD REVIEW

SAMPLE CLIENT – March 2025



EXECUTIVE SUMMARY

SPEND/SAVINGS

This section includes a summary of the findings by the PTP PeakPlus team reviewing the trending in AWS spend, causes of changes and highlights for consideration. Detail to follow.

SECURITY CONFIGURATION

PTP is evaluating security best practices against the NIST 800-53 security framework, and the controls that apply to the cloud environment. There are additional recommendations from PTP beyond the mapped NIST best practices that are provided in detail in the security section. PTP managing action items for best practice remediation.




YOUR **PEAKPLUS** TEAM



ALEX SMITH

Lead Engineer




HONG PUN

Cloud Engineer



MICAH FREDERICK

CloudOps Lead Engineer



ERIC RANSDEN

Partner, Account Manager

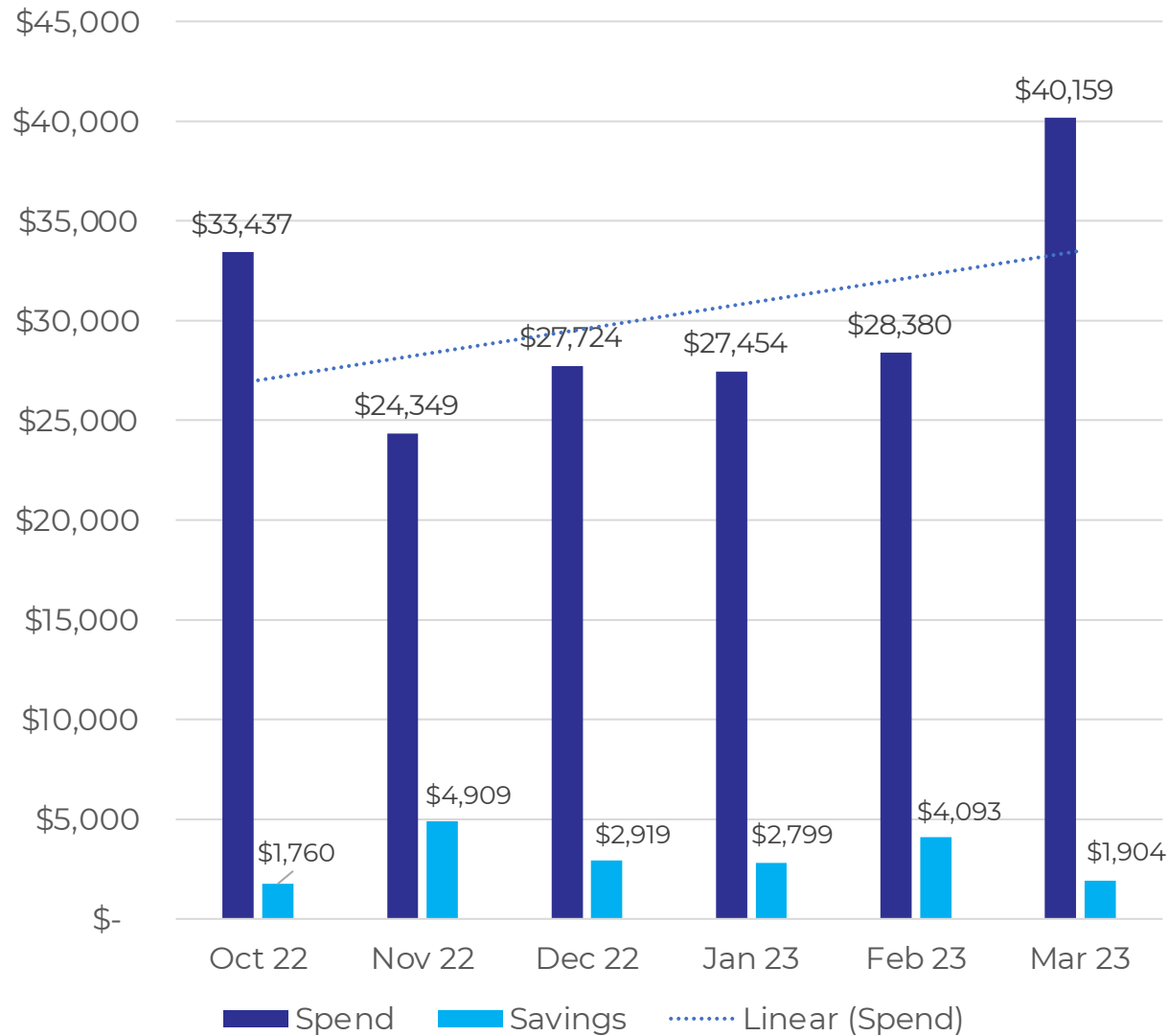




SAVINGS ANALYSIS



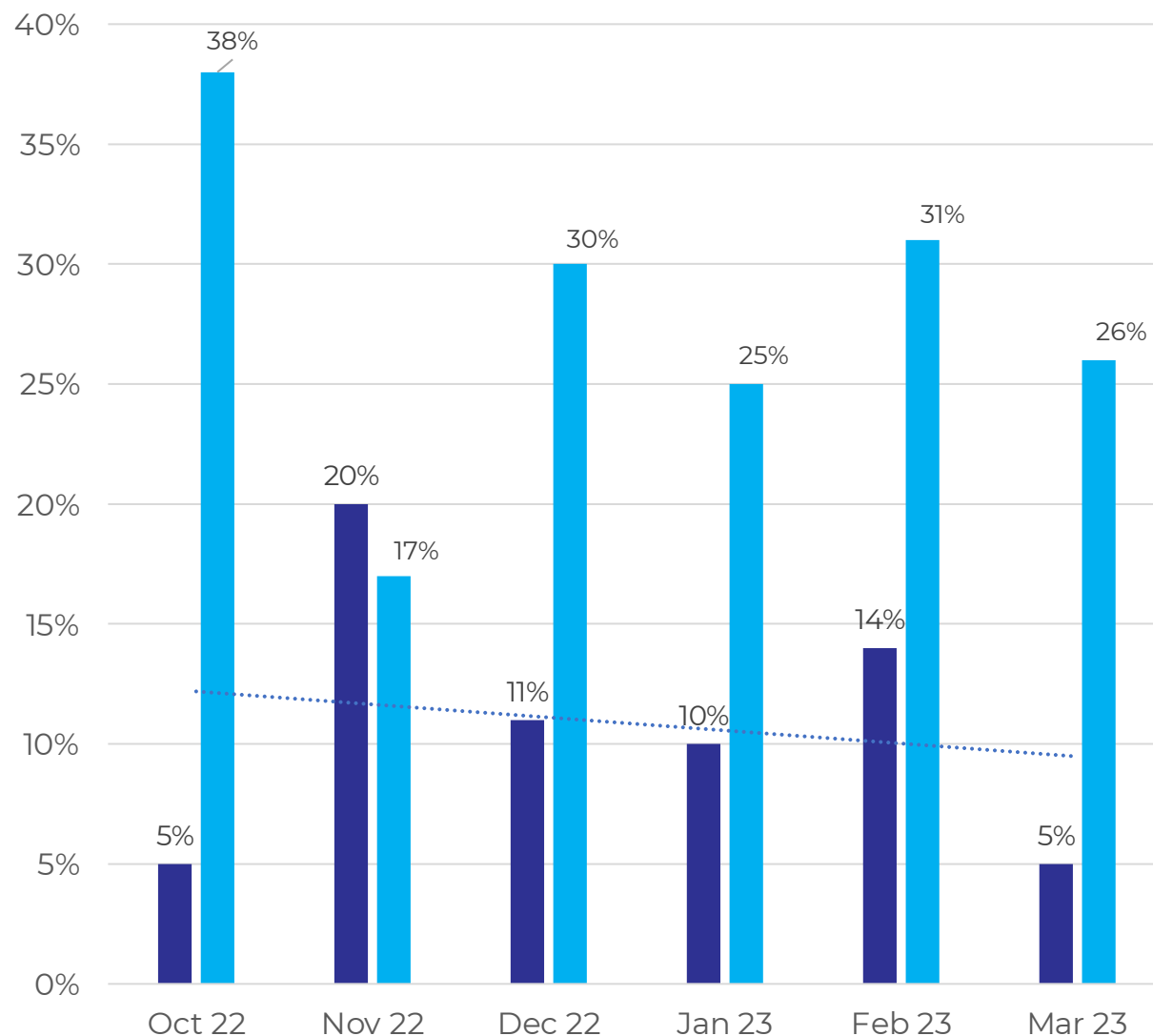
CLIENT SPEND / SAVINGS TREND



- 41.5% increase Feb to March
- 53% decrease in savings opportunity



CLIENT SAVINGS COMPARISON



- Comparison by CLIENT's month to month savings opportunity as compared to PTP's aggregate customer base.
- CLIENT's FinOps demonstrating a highly-optimized environment in comparison to their peers.

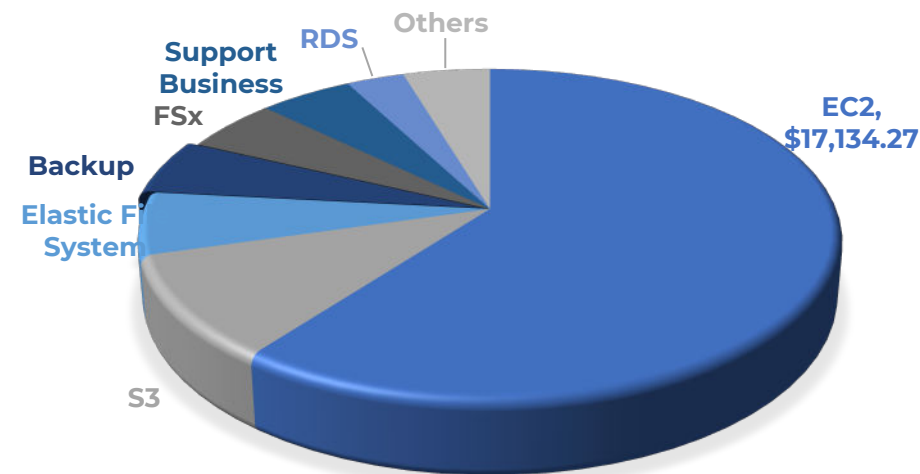
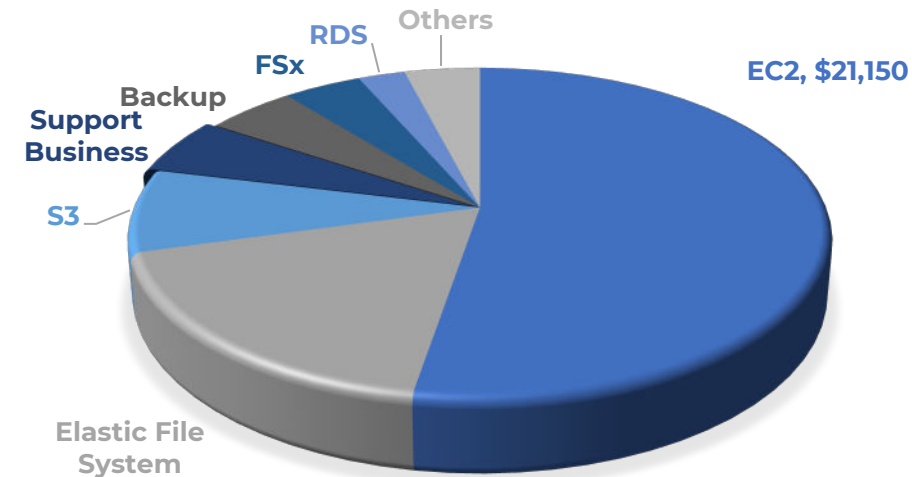


MoM SPEND BY SERVICE

316% increase in EFS usage from February to March.

23% increase in EC2 usage from February to March.

February



March

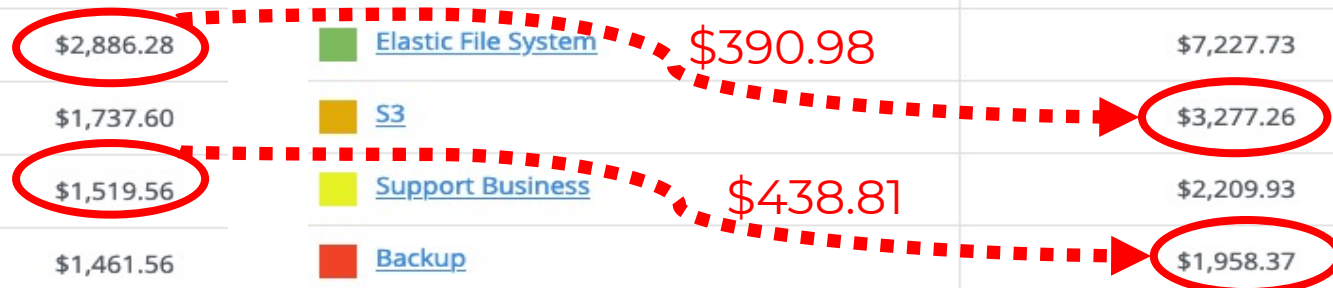
MoM SPEND BY SERVICE

Feb '23

Services	Amount
EC2	\$17,134.27
S3	\$2,886.28
Elastic File System	\$1,737.60
Backup	\$1,519.56
FSx	\$1,461.56
Support Business	\$1,431.77
RDS	\$884.29
Others	\$1,324.64
Total	\$28,379.97

Mar '23

Services	Amount
EC2	\$21,149.96
Elastic File System	\$7,227.73
S3	\$3,277.26
Support Business	\$2,209.93
Backup	\$1,958.37
FSx	\$1,692.23
RDS	\$1,015.61
Others	\$1,628.14
Total	\$40,159.23



EC2 INCREASE DETAIL

Account	Total	Description	Total	Month	Cost	Usage Quantity
		GB-month of General Purpose SSD (gp2) provisioned storage - US East (Northern Virginia)	\$3,412.87			
				Feb 2023	\$1,723.87	17,238.74
				Mar 2023	\$1,688.99	16,889.93
		On Demand Linux c5.4xlarge Instance Hour	\$2,708.09			
				Feb 2023	\$616.57	906.72
				Mar 2023	\$2,091.51	3,075.75

Account	Total	Description	Total	Month	Cost	Usage Quantity
		On Demand Linux r5.2xlarge Instance Hour	\$945.99			
				Feb 2023	\$137.88	273.58
				Mar 2023	\$808.11	1,603.39

EC2 INCREASE DETAIL CON'T

Account	Total	Description	Total	Month	Cost	Usage Quantity
		GB-Month of snapshot data stored - US West (Northern California)	\$1,348.99			
				Feb 2023	\$490.37	8,915.74
				Mar 2023	\$858.63	15,611.37
		GB-Month of snapshot data stored - US East (Northern Virginia)	\$1,284.14			
				Feb 2023	\$474.16	9,483.25
				Mar 2023	\$809.97	16,199.49
		GB-Month of snapshot data stored - US West (Oregon)	\$1,226.13			
				Feb 2023	\$445.79	8,915.74
				Mar 2023	\$780.34	15,606.83
		GB-month of General Purpose SSD (gp2) provisioned storage - US East (Northern Virginia)	\$1,144.14			
				Feb 2023	\$231.20	2,312.04
				Mar 2023	\$912.93	9,129.35
		GB-month of General Purpose (gp3) provisioned storage - US East (N. Virginia)	\$725.90			
				Feb 2023	\$341.43	4,267.93
				Mar 2023	\$384.47	4,805.85
		Windows (Amazon VPC), r4.2xlarge	\$667.57			
				Feb 2023	\$160.69	213.00
				Mar 2023	\$506.88	720.00

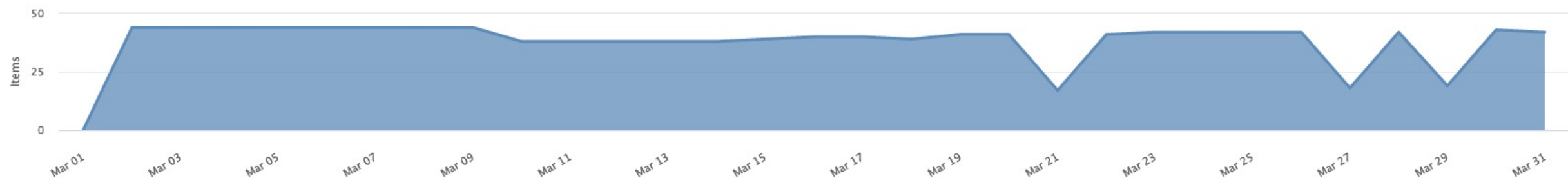
MoM SAVINGS OPPORTUNITIES

- Savings opportunities down in RIs and Idle EC2
- Savings opportunities up for Unused Resources and EBS on stopped EC2 instances.

	Feb Count	Feb Savings Opp	Mar Count	Mar Savings Opp	Savings Opp Change
Reserved Instances	15	\$2,166	10	\$548	↓
Idle EC2	9	\$885	5	\$170	↓
Idle ELB, RDS, Others	4	\$35	4	\$35	—
Mis-provisioned EBS	1	\$83	1	\$83	—
Unused Resources	30	\$480	\$490	\$490	↑
EBS on Stopped EC2	44	\$433	\$448	\$448	↑

EBS VOLUMES ATTACHED TO STOPPED EC2 INSTANCES

30 Day Trend



IDLE EC2 INSTANCES

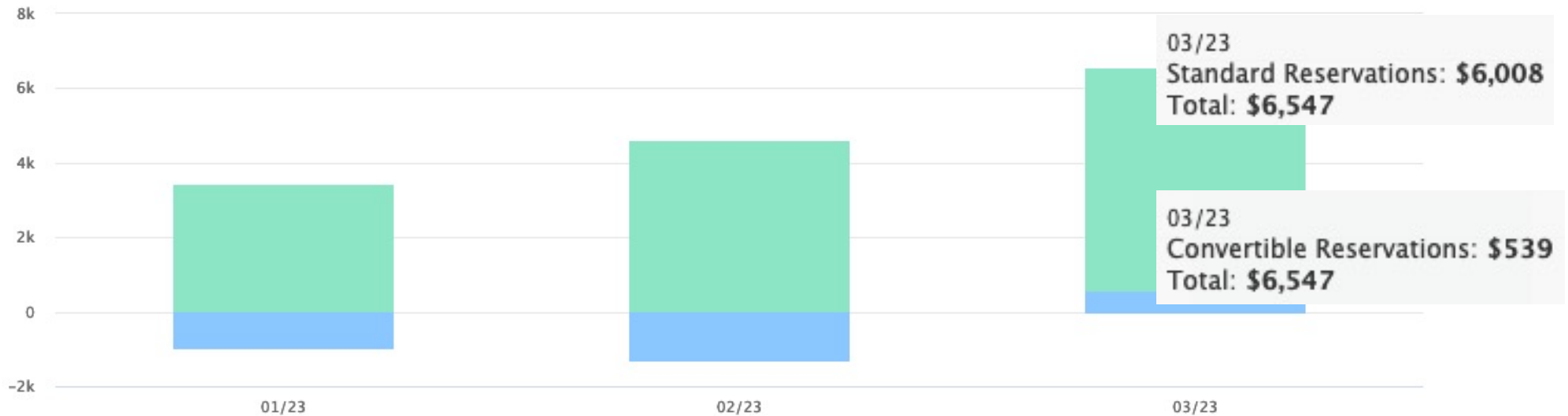
30 Day Trend



PTP RI PROGRAM SAVINGS

Savings Over Time ⓘ

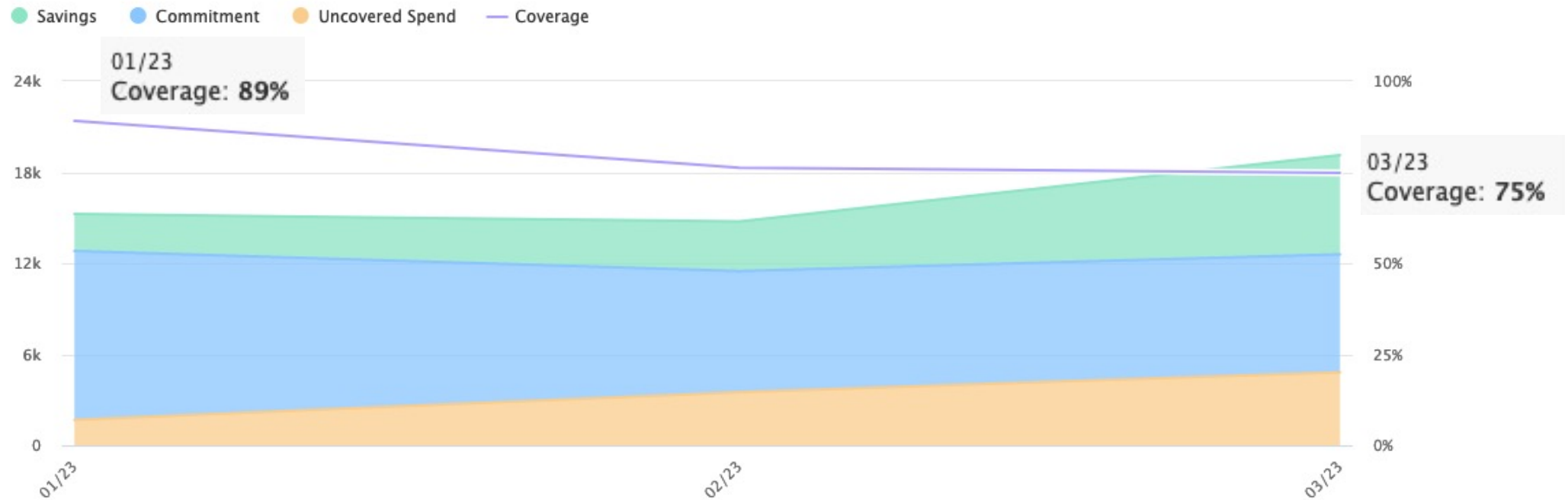
Standard Reservations Convertible Reservations EC2 Savings Plans Compute Savings Plans Flex Savings Plans Sagemaker Savings Plans
RI Volume Discount



Total Saved Over Time

\$13,519

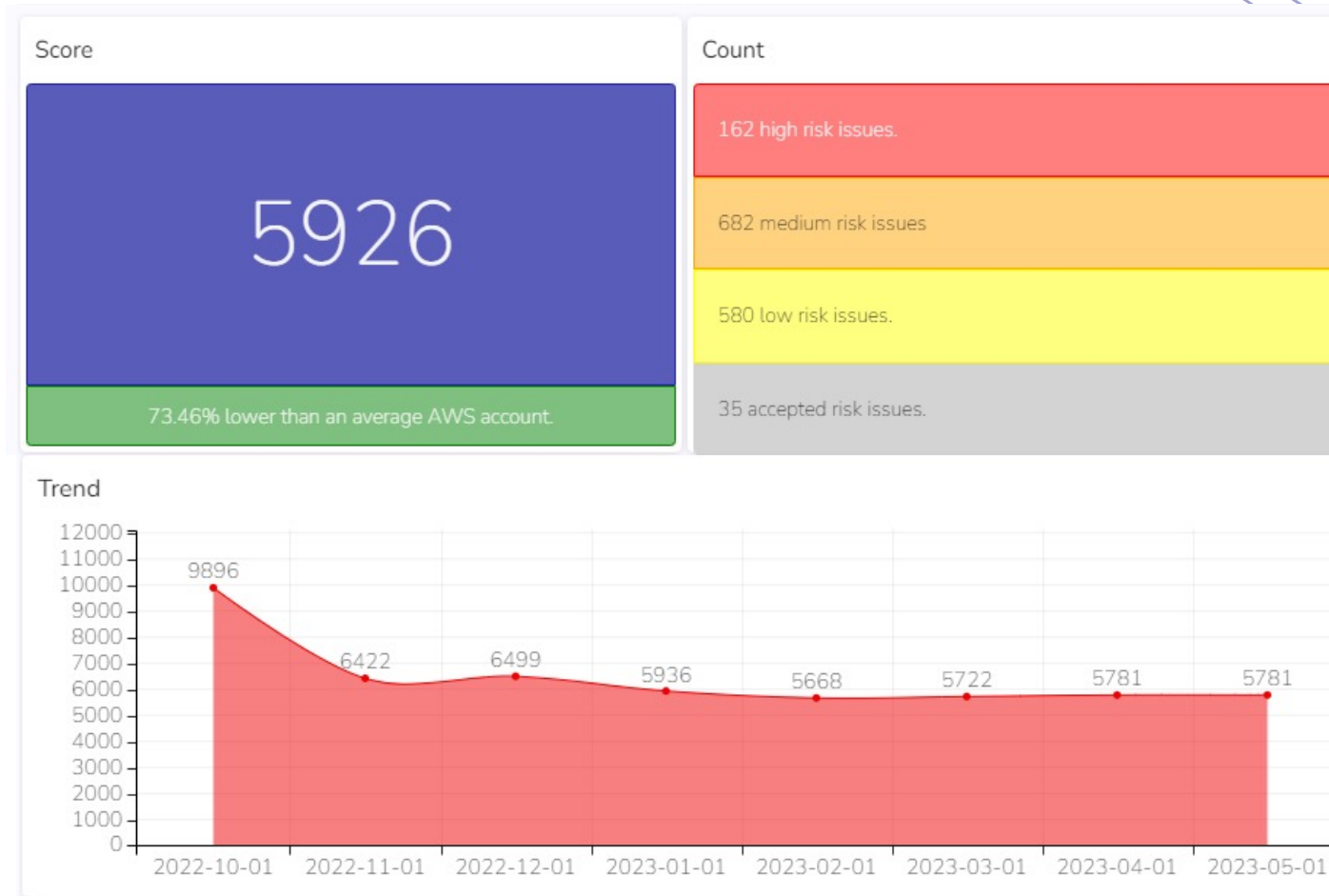
PTP RI PROGRAM COVERAGE





SECURITY BEST PRACTICE ANALYSIS

SECURITY METRICS





SECURITY BEST PRACTICES MAPPED TO NIST 800-53

Best Practice	Severity	January	February	March
IAM User Policies with Full Admin Privileges	High	4	4	4
IAM Role Policies with Full Admin Privileges	High	31	30	30
IAM Users with Console Access with Initial Access Keys	High	1	1	1
EC2 Instances without attached IAM Profile Role	High	18	0	0
IAM Policies Granted to IAM Users	Med	16	16	18
CloudTrail logs are not encrypted at rest	Med	0	0	0
Security Questions not Registered	Med	1	1	1

SECURITY BEST PRACTICES

PTP RECOMMENDATIONS

ACCOUNT ISSUES

Best Practice	PTP Score	January	February	March
IAM Password Policy Disabled	10	0	0	0
IAM Admin Users Not Utilizing Multi-Factor Authentication	10	0	0	0
Root AWS Accounts Not Utilizing Multi-Factor Authentication	10	0	0	0
Passwords not Reset for > 90 Days	8	0	0	0

SECURITY BEST PRACTICES

PTP RECOMMENDATIONS

NETWORK ISSUES

Best Practice	PTP Score	January	February	March
Network ACLs Allowing All Inbound Traffic	8	14	15	12
Blocklisted IP Address Making API Calls	8	0	0	0

SECURITY BEST PRACTICES

PTP RECOMMENDATIONS

CLOUD SERVICE ISSUES

Best Practice	PTP Score	January	February	March
S3 Buckets Do Not Have Default Encryption Enabled	8	0	0	0



THANK YOU

